








# Joint Disease: My Check List

<u>Is it...</u>	<u>Features</u>	<u>Distribution</u>
 OA?	✓ Non-uniform narrowing ✓ Osteophytes	Hips, Knees, 1 <sup>st</sup> MTP L4-5, C5-6 DIPs, PIP, Thumb base
 EOA?	Gullwing  Erosions	DIPs (Symmetric) Women > 50yo
 RA?	Uniform narrow Marginal Erosions	MCPs, Carpus, C1-2 Big Joints (Symmetric)
 Gout?	Sharp Erosions over-hanging edges	Random Favors Toes (1 <sup>st</sup> )
 CPPD?	Resembles OA Chondrocalc	Unusual distrib for OA Favors Patella-Femoral
 Psoriatic?	Pencil-in-Cup Sausage Digit	Hands, Feet, Spine SI Joints (Asymmet)