















# Arthritis: My Check List

Is it...	Features	Distribution
 OA?	<ul style="list-style-type: none"> <li>✓ Non-uniform narrowing</li> <li>✓ Osteophytes</li> </ul>	Hips, Knees, 1 <sup>st</sup> MTP L4-5, C5-6 DIPs, PIP, Thumb base
 EOA?	<b>Gullwing</b>  <b>Erosions</b>	DIPs (Symmetric) Women > 50yo
 RA?	<b>Uniform narrow Marginal Erosions</b>	MCPs, Carpus, C1-2 Big Joints (Symmetric)
 Gout?	<b>Sharp Erosions</b> over-hanging edges	Random Favors Toes (1 <sup>st</sup> )
 CPPD?	<b>Resembles OA</b> <b>Chondrocalc</b>	Unusual distrib for OA Favors Patella-Femoral
 Psoriatic?	<b>Pencil-in-Cup</b> <b>Sausage Digit</b>	Hands > Feet SI Joints (Asymmet)



# Arthritis: My Check List

Is it...	Features	Distribution
 OA?	<ul style="list-style-type: none"> <li>✓ Non-uniform narrowing</li> <li>✓ Osteophytes</li> </ul>	Hips, Knees, 1 <sup>st</sup> MTP L4-5, C5-6 DIPs, PIP, Thumb base
 EOA?	Gullwing  Erosions	DIPs (Symmetric) Women > 50yo
 RA?	Uniform narrow Marginal Erosions	MCPs, Carpus, C1-2 Big Joints (Symmetric)
 Gout?	Sharp Erosions over-hanging edges	Random Favors Toes (1 <sup>st</sup> )
 CPPD?	Resembles OA Chondrocalc	Unusual distrib for OA Favors Patella-Femoral
 Psoriatic?	Pencil-in-Cup Sausage Digit	Hands > Feet SI Joints (Asymmet)

